


MULTI SCREEN® MS 1600

PARTICULARLY POPULAR IN LANDSCAPING



BETTER MOBILITY WITH ZEMMLER!



With sensor technology and electronic control for maximum safety and optimum operation.

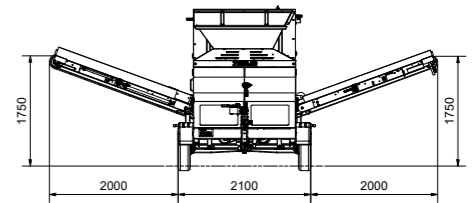
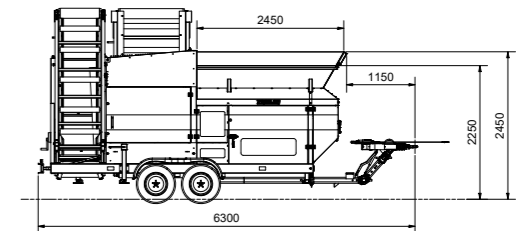


up to 30 m³/h screening capacity

The ZEMMLER® MULTI SCREEN® MS 1600 is mainly designed for gardening and landscaping. The compact dimensions and low weight of maximum 3.5 t allow transport by SUVs, vans and small trucks. With the help of a plug-on ring,

the unit can be converted from a two- to a three-fraction unit within a few minutes. Three fractions in one operation - just like the big ones. The drum screening machine also impresses with its purely electric and low-maintenance drive.

Drum length	1,750/2,640 mm
Drum diameter	1,300 mm
Mesh size	2 to 80 mm
Total screening area	approx. 11 m ²
Weight	max. 3,500 kg 5 t version optionally
Drive	electric (16 A), Optional power generator
Towing device	Ball head, towing eye Ø 40/50 mm
Transport dimensions (LxWxH)	6,300x2,100x3,200 mm



2 or 3 fractions



Skid or hook lift



Easy transport